



جمهورية العراق
وزارة التعليم العالي والبحث العلمي
جامعة وارث الانبياء
كلية العلوم الاسلامية

وصف المقرر الدراسي – المرحلة الاولى – 2024-2025- باللغة الانكليزية
جامعة وارث الانبياء – كلية العلوم الاسلامية – قسم علوم القرآن



The course description provides a summary of the most important course characteristics and the learning outcomes expected of the student to achieve, demonstrating whether they have made the most of the available learning opportunities. It should be linked to the description of the program.

1. College	Islamic Sciences
2. Scientific Department	Quranic Sciences
3. Teaching Name	Lect. Dr. Ali Rahman Waheed Al-Musawi
4. Stage	The first
5. Course Name/Code	Biography of the Prophet
6. Semester / Year	2024-2025
Number of Hours (Total) .7	30
Date of this description .8	22 / 2 / 2025
9. Course Objectives	
- Explaining the importance of studying the biography of the Prophet for students.	
- The necessity of paying attention to the biography of the Prophet (peace be upon him) cognitively and practically.	
- Developing critical thinking of the narrations of the Prophet's biography.	
- Understanding the greatness of the person of the Holy Prophet (peace and blessings of Allaah be upon him) and the necessity of being saddened by it.	
- Translating the events of the Prophet's biography into lessons and lessons for generations to benefit from	

10. Course Outputs and Methods of Teaching, Learning and Assessment
<p>A. Cognitive Objectives</p> <ul style="list-style-type: none"> - The student should know the most important sources of studying the biography of the Prophet - The student should be aware of the importance of Islamic history, especially the biography of the Prophet as a base and starting point for the history of Islam. - The student should distinguish between the stages of the Islamic call - The student should know the most important stages of the Prophet's (peace and blessings of Allah be upon him) personal life from birth to death. - The student should know the most important companies and invasions in the civil stage.
<p>B. Skills objectives of the course</p> <ul style="list-style-type: none"> - Understanding and understanding the history of the Islamic creed and Sharia. - Developing the Scientific Research Skill of Students - Developing critical and creative thinking skills - Making the most of the events of the Prophet's biography in our daily lives
Teaching and learning methods
<ul style="list-style-type: none"> - Lecture or Lecture Method - Discussion Method - Brainstorming Method - Some active learning methods when needed
Evaluation methods
<ul style="list-style-type: none"> - Homework Assessment - Daily Oral Testing - Monthly and Final Written Exam
<p>C. Emotional and Value-Based Goals</p> <ul style="list-style-type: none"> - Enabling students to feel the importance of studying the biography because of its close connection with our noble Prophet and our first teacher. - Instilling authentic Islamic values and principles in the hearts of students - Training students to assume legal and moral responsibility through the events of the Prophet's biography
<p>d. General and qualifying skills transferred (other skills related to employability and personal development).</p> <ul style="list-style-type: none"> - Developing students' leadership and management skills - Developing the skills of presentation, dialogue and discussion among students - Developing the spirit of creativity, innovation and scientific presentation among students

11. Course Structure					
Evaluation Method	Method of education	Unit Name/Topic	Required Learning Outcomes	Hours	The week
Oral questions	Speech and Discussion	Conditions of the Arabian Peninsula before Islam	Knowing the conditions of the Arabs before Islam	2	1
Oral questions and editorial	Speech and Discussion	Lineage of the Prophet (peace and blessings of Allah be upon him)	Knowing the lineage of the Sharif, his grandparents and grandmothers	2	2
Oral questions	Presentation, Discussion and Brainstorming	His birth and upbringing (peace be upon him)	Knowing the date of his birth and the nature of his upbringing	2	3
Oral questions	Speech and Discussion	The beginnings of the Prophet's mission and the cave of Hira	Knowing how the mission began and the work of the Prophet in the cave of Hira	2	4
Oral and Written Questions	Presentation, discussion and electronic presentation	Revelation	Knowing the beginnings of the revelation and how it was revealed	2	5
Oral questions	Speech and Discussion	The Beginning of the Call to Islam	Knowing the signs of the launch of the secret and public call	2	6
Oral questions	Speech and Discussion	Migration to the city	Knowing the causes and events of migration to Medina	2	7
Oral questions	Presentation, Discussion, and Collaborative Learning	The Prophet's Administrative Work to Organize Life in the City	Identifying the Prophet's works in Medina and their importance	2	8
Oral and Written Questions	Speech and Discussion	The invasions and companies that preceded the Battle of Badr	Knowledge of the Prophet's conquests and their causes	2	9
Oral questions	Presentation, Discussion, and One-Minute Strategy	Battle of Badr	Knowing the causes and results of the Battle of Badr	2	10

Oral questions	Speech and Discussion	Battle of Uhud	Knowing the causes and results of the Battle of Uhud	2	11
Oral questions	Speech and Discussion	Battle of the Trench	Knowing the causes and results of the Battle of the Trench	2	12
Oral questions	Presentation, Discussion and Numbered Headers Strategy	Hudaybiyah Peace	Knowing the reasons for the Hudaybiyah peace and its terms	2	13
Oral questions	Speech and Discussion	Conquest of Mecca	Knowing the events of the conquest of Mecca	2	14
Written test	Speech and Discussion	The Death of the Prophet	Knowing the details of the Prophet's death	2	15

12. Infrastructure


1- Required Textbooks	The Biography of Muhammadiyah / Ja'far Al-Subhani
2- Key Reference(s)	Biography of the Prophet/ Ibn Hisham The Sahih from the Biography of the Prophet / Ja'far al-'Amili
1) Recommended Books and References (Scientific Journals, Reports,)	Biography of the Master of the Prophets and Messengers / Rasul Jafarian
2) Electronic References, Websites	Ahl al-Bayt Library

13. Course Development Plan (Suggested Vocabulary)

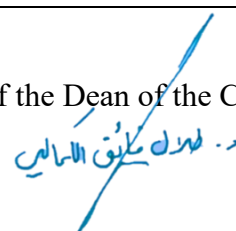
The necessity of organizing scientific visits to museums and libraries and including them with the weekly vocabulary.

With our sincere thanks and appreciation for your distinguished work.

Approval of the Head of the Department


د. م. شکر خضر

Approval of the Dean of the College


د. فهد بن علی السالمی



Faculty of Islamic Sciences/ Warith Al-Anbiyaa University

Course Description Template

The course description provides a summary of the most important course characteristics and the learning outcomes expected of the student to achieve, demonstrating whether they have made the most of the available learning opportunities. It should be linked to the description of the program.

1. College	College of Islamic Sciences
2. Scientific Department	Jurisprudence and its principles
3. Teaching Name	Lect. Dr. Ali Karim Abdul Rahim
4. Stage	The first
5. Course Name/Code	Computer
6. Semester / Year	Second 2024-2025
Number of Hours (Total) .7	30
Date of this description .8	22-1-2025
9. Course Objectives	
	Learn about the most important uses of Excel
	Learn about the most important uses of PowerPoint

10. Course Outputs and Methods of Teaching, Learning and Assessment

A. Cognitive Objectives

1. The student should know the concepts of the Excel program
2. The student should know the concepts of the PowerPoint program

B. Course Skill Objectives

1. Learn the most important skills of Excel
2. Learn the most important skills of PowerPoint software

Teaching and learning methods

Calculator – E-Learning – Data Show - Resources

Evaluation methods

1. Written Exam
2. Practical Testing
3. Classroom Activity

C. Emotional and Value Goals

1. Simplifying procedures
2. Safe use of technology

d . General and qualifying skills transferred (other skills related to employability and personal development).

1. Using the Internet
2. General Skills

11. Course Structure

Evaluation Method	Method of education	Unit Name / Topic	Required Learning Outcomes	Hours	The week
Exam and homework	Speech and Discussion	Excel Program	Training the student to use Microsoft Word and the basic interfaces of the program	3	.1
Exam and homework	Speech and Discussion	Excel Program	Training the student to deal with texts and how to make changes to them, such as the color, type, and size of the font.	3	.2

Daily activity	Speech and Discussion	Excel Program	The student's ability to perform some basic operations on texts such as arranging and adding styles	3	.3
Daily activity	Speech and Discussion	Excel Program	Training the student on copying, pasting, searching and replacing operations within the Word file	3	.4
Daily activity	Speech and Discussion	Excel Program	Training the student to add and deal with images and geometric shapes, as well as the main cover pages and blank pages.	3	.5
Daily activity	Speech and Discussion	Excel Program	Training the student to deal with the spreadsheet in terms of adding rows and columns, deleting them, merging cells into one cell, and also dividing the cell into several cells.	3	.6
Daily activity	Speech and Discussion	Excel Program	How to add a header and footer to pages, add a page numbering, add a text box to write and a title box with a ready-made design	3	.7
Daily activity	Speech and Discussion	Excel Program	Training the student to change	3	.8

			the details of the paper such as margins, orientation and size, as well as dividing the paper into several columns.		
Daily activity	Speech and Discussion	Excel Program	Training the student to add a specific design to the document, add a watermark (image or text) and change the shape of the page borders such as adding frames	3	.9
Daily activity	Speech and Discussion	Excel Program	How to Write Functions and Equations	3	.10
Daily activity	Speech and Discussion	PowerPoint Program	Training the student on the presentation program (PowerPoint) and how to create a new file in it, save it, and get to know the main interface of the file.		11.
Daily activity	Speech and Discussion	PowerPoint Program	Training the student to add slides to the file, geometric shapes or images inside the slides and change the background of the slides		12.
Daily activity	Speech and Discussion	PowerPoint Program	Training the student to deal with the		13.

			PowerPoint file and adding some designs to the slides and navigations for the presentation of the explanation and movements of the slide contents		
--	--	--	--	--	--

Infrastructure	
1- Required Textbooks	Computer Book and Office Applications – Part Three Computer Book and Office Applications – Part Four
2- Key Reference(s)	https://www.microsoft.com/ar-xm/office/
1) Recommended Books and ,References (Scientific Journals (..... ,Reports	https://www.microsoft.com/ar-xm/office/)
2) Electronic References, Websites	https://www.microsoft.com/ar-xm/office/

1. Course Development Plan (Suggested Vocabulary)

Using Artificial Intelligence Systems to Develop Students' Skills

Approval of the Head of the Department

د. ٣ مستطشكرهضبر

Approval of the Dean of the College

د. ٣ مستطشكرهضبر



Faculty of Islamic Sciences/ Warith Al-Anbiya University

Course Description of Educational Psychology

The course description provides a summary of the most important course characteristics and the learning outcomes expected of the student to achieve, demonstrating whether they have made the most of the available learning opportunities. It should be linked to the description of the program.

1. College	Islamic Sciences
2. Scientific Department	Quranic Sciences
3. Teaching Name	Assist.Lect. Asaad Badri Aziz
4. Stage	The first
5. Course Name/Code	Educational Psychology
6. Semester/Year	First / 2024
7. Number of Hours (Total)	30
8. Date of this description	5/9/2024
9. Course Objectives:	
1- Introducing students to the historical development of educational psychology and its curricula. 2- Distinguish between mental processes (sensation, perception, memory). 3- Learn research methods in psychology and educational psychology. 4- Identify the goals and branches of educational psychology. 5- Linking the concepts of educational psychology to classroom practices.	
10. Course Outcomes and Methods of Teaching, Learning and Assessment:	
A. Cognitive Objectives A1. He can know the development of psycho-educational thought through its various stages. A2- Distinguishing basic psychological concepts. A3- Understanding the psychological theories of learning. A4- Adopting scientific psychological theories instead of superstitions.	
B. Skills and Emotional Objectives of the Course B1- The student is able to determine the Islamic psychological curriculum that suits his environment. B2- Applying the principles of psychology in analyzing classroom situations. B3 - Distinguishing Educational Research Methods B4- Commitment to applying modern teaching methods B- 5- Developing scientific thinking and reflection skills.	
Teaching and learning methods	

Lecture, Discussion, Active Learning, Cooperative Learning, Brainstorming
Evaluation methods
<ul style="list-style-type: none"> - Written exams (daily + monthly + final) - Weekly online exam via the platform - Classroom activities and one-on-one training
<p>d. General and qualifying skills transferred (other skills related to employability and personal development).</p> <p>D1. Developing the student's mental abilities</p> <p>D2. Developing Skills in Teaching</p> <p>D3. Conveying information and expertise in educational curricula.</p> <p>D4. Qualify students to choose the best curriculum and know its requirements.</p> <p>D5. Learning scientific theories and facts in the education process.</p>

11.Course Structure

Evaluation Method	Method of education	Unit Name/Topic	Required Learning Outcomes	Hours	The week
Daily - Weekly	Lecture	The Historical Development of Educational Psychology	Identify the historical development of psychology	Two hours	The first
Daily - Weekly	Self-paced learning	The stage of primitive ideas	Understanding the stages of primitive ideas	Two hours	Second
Daily - Weekly	Discussion	Ancient and Modern Philosophy and Its Nature	Understanding the stages of philosophy	Two hours	Third
Daily – Weekly – Monthly	Active Learning	Objectives and Characteristics of Educational Psychology	Knowing the goals of psychology	Two hours	Fourth
Daily - Weekly	Collaborative Learning	The Importance of Educational Psychology	Knowing the importance of psychology	Two hours	V
Daily - Weekly	Interactive Method	Definition of Psychology and its Branches	Describe the theoretical orientation of educational psychology	Two hours	Sixth
Daily - Weekly	Delivery method	Definition, Branches and Areas of Application	Describe the applied orientation of psychology	Two hours	Seventh
Daily – Weekly – Monthly	Lecture	Research Methods in Educational Psychology	Research Methods	Two hours	Eighth
Daily - Weekly	Self-Learning as a Duty	Educational Psychology and its Field of Study	Fields of work and study	Two hours	Ninth
Daily - Weekly	Discussion Method	Perception, Sensation, Memory and Their Types	Higher Mental Processes	Two hours	X
Daily - Weekly	How to collaborate	Learning Impact Transmission and Learning Theories	Learning	Two hours	Eleventh

12.Infrastructure

1- Required Textbooks	Teaching Philosophy and Goals: Turki Khabbaz Al-Birmani Islamic Psychology: Mahmoud Al-Bustani Principles of Educational Psychology: Hussein Rabie
2- Key Reference(s)	Foundations of Educational Psychology (Abdul Rahman Adas, Tawq and Qatami)

	Principles of Educational Psychology (Hussein Rabie) Learning Theories (Muhammad Al-Obaidi) Doctoral Dissertations, Master's Theses and Websites
1) Recommended books and references (scientific journals, reports, ...)	Introduction to Psychology – Davidoff, Educational Psychology (Raja Yes)
2) ,Electronic References Websites	https://shamela.ws/book/96301 Noor Library, Nasaq Library, Iraqi Psychological Journal

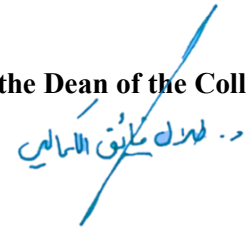
13. Course Development Plan (Suggested Vocabulary)

Topics such as: Islamic Psychology, Artificial Intelligence in Education, and Classroom Disorders.

Approval of the Head of the Department


د. مستطير شكر خضير

Approval of the Dean of the College


د. فهد مكيق السامرائي



Faculty of Islamic Sciences / Warith Al-Anbiya University

Course Description Form

The course description provides a summary of the most important characteristics of the course and the learning outcomes expected of the student to achieve and demonstrate whether they have made the most of the available learning opportunities. It must be linked to the description of the program.

1. College	Islamic Sciences
2. Scientific Department	Department of Quranic Sciences
3. Teaching Name	Assist. lect. Mustafa Riad Abbas
4. Stage	First
5. Course Name / Code	English
6. Semester / Year	First / 2024-2025
Number of Hours .7 (Total)	30
Date this description .8 was prepared	7/8/2024
9. Course Objectives	
1- Use slightly advanced everyday expressions and speak more confidently in different life situations.	
2. Understand and apply more complex rules such as continuous tenses, negation forms, and simple conjunctions.	
3- Develop listening skills to understand simple conversational texts and tell short stories.	

4- Reading short texts and understanding their basic meanings.

5- Write short sentences and paragraphs taking into account the correct rules.

10. Course Outcomes, Teaching, Learning and Assessment Methods

A- Cognitive Objectives .

1. Familiarize yourself with basic and slightly advanced grammar.
- 2- Expanding the vocabulary repository.
- 3- Analysis and understanding of short texts.
- 4- Construct sentences and paragraphs correctly.
- 5- Simple critical thinking.

B . Course-specific Skill Objectives

1. Listening skills.
- 2- Speaking skills.
- 3- Reading skills.
- 4- Speech skills.
- 5- Writing skills.

Teaching and Learning Methods

1. Direct explanation and clarification.

2- Interactive Learning

3. Use of multimedia

4- Individual and group exercises

5. Task-Based Learning

6. Self-learning and self-assessment

7- Feedback

C. Emotional and Values Goals

1. Promote a love of English and a desire to learn it.
2. Build self-confidence in the use of language.
3. Respect for different cultures.
4. Developing the spirit of cooperation and teamwork.
5. Develop self-responsibility and independent learning.
6. Developing a love of knowledge and linguistic curiosity.

Teaching and Learning Methods

1. Open debate and dialogue to stimulate the expression of feelings and opinions.
2. Teamwork and collective projects to foster collaboration and respect for others.
3. Service-based learning or community activities to develop social responsibility.
4. Brainstorming and representative attitudes to develop communication and empathy skills.
5. Positive feedback to boost self-confidence and stimulate continuity.

Evaluation Methods

1. Written tests (short, semester, final tests) to assess knowledge and grammar.
2. Oral assessment (talks, presentations, questions and answers) to measure speaking and listening skills.
3. Direct observation of student engagement and behavior within the classroom.
4. Self-assessment and classmates to develop self-awareness and social skills.
5. Evaluate group activities to measure collaboration and teamwork.
6. Projects and homework to assess understanding and practical application.
7. Continuous feedback to improve educational performance.

d . Transferred general and qualifying skills (other skills related to employability and personal development).

1. Effective Communication Skills: The ability to express ideas clearly verbally and in writing.
2. Teamwork and collaboration: The ability to work in teams and respect the opinions of others.
3. Problem Solving and Decision Making: Develop critical thinking and analytical skills to solve language and interpersonal problems.
4. Time management and organization: Organize study and assignments in an effective way.
5. Self-paced and continuous learning: the ability to research, learn independently, and update knowledge.
6. Flexibility and adaptability: The ability to cope with new and changing situations in the work environment and education.
7. Professional and Ethical Responsibility: Commitment to values and ethics in work and learning.

11. Course Structure

Evaluation Method	Teaching Method	Module Name / or Subject	Required Learning Outcomes	Hours	The week
Oral and written exams	Lecture & Discussion	Introduction & Alphabet	Character Recognition Keywords	2	The first
Oral and written exams	Lecture & Discussion	Family& Friends	Use of family vocabulary and pronouns	2	Second
Oral and written exams	Lecture & Discussion	Daily Life Activities	Use of verbs In the simple present tense	2	Third
Oral and written exams	Lecture & Discussion	Colors & Shapes	Meet Colors and shapes	2	Fourth
Oral and written exams	Lecture & Discussion	Places & Jobs	Naming Common Places and Professions	2	V
Oral and written exams	Lecture & Discussion	Numbers & Dates	Counting and mentioning the date	2	Sixth

Oral and written exams	Lecture & Discussion	Pronouns & To Be	Use of pronouns to be And the verb	2	Seventh
Oral and written exams	Lecture & Discussion	Family & Friends II	Composition More Sentences Complicated by the family	2	Eighth
Oral and written exams	Lecture & Discussion	Food & Drink	Label foods and the actions related to it	2	Ninth
Oral and written exams	Lecture & Discussion	Hobbies & Activities	Talking about hobbies Using the present tense	2	X
Oral and written exams	Lecture & Discussion	Adjectives & Adverbs	Use of adjectives Basic conditions	2	Eleventh
Oral and written exams	Lecture & Discussion	Places in Town	Description of places and use Prepositions	2	Twelfth
Oral and written exams	Lecture & Discussion	Daily Activities (Past)	Use the simple past	2	Thirteenth
Oral and written exams	Lecture & Discussion	Questions & Negation	Composition of Questions And the exiled sentences	2	Fourteenth
Oral and written exams	Lecture & Discussion	Review & Assessment	Comprehensive Review For Topics and Skills	2	Fifteenth

12. Infrastructure

Required Textbooks -1	Headway beginner
Main References -2 (Sources)	Headway beginner

Recommended books and (1 references (scientific (..... ,journals, reports	Headway Beginner
,Electronic References (2 Websites	Stream line Al-islam.org , English for Islamic Preparatory Schools

13. Course Development Plan (Suggested Vocabulary)
We suggest adding the following vocabulary

Approval of the Head of the Department

د. ٣ منتظر شكره

Approval of the Dean of the College

د. عادل مكيون السامري



Faculty of Islamic Sciences/ Warith Al-Anbiya University

Course Description Template

The course description provides a summary of the most important course characteristics and the learning outcomes expected of the student to achieve, demonstrating whether they have made the most of the available learning opportunities. It should be linked to the description of the program.

1. College	Islamic Sciences
2. Scientific Department	Quranic Sciences
3. Teaching Name	Assist.Lect. Mortada Mohamed Ali
4. Stage	The first
5. Course Name/Code	Ethics of the Qur'an
6. Semester / Year	First/ 2024-2025
7. Number of Hours (Total)	30
8. Date of this description	2024
9. Course Objectives	
Introducing the morals brought by Islam in general and the Qur'an in particular	
Guiding people to adhere to virtuous morals and abandon vice morals	
Educating Muslims to be moral according to the morals of the Holy Qur'an	

10.Course Outputs and Methods of Teaching, Learning and Assessment
<p>A. Cognitive Objectives</p> <p>A</p> <p>1- Introducing students to the science of ethics and its sources and explaining its importance</p> <p>A2- A statement to the students about the relationship between ethics and the human soul and its powers</p> <p>A3- A statement to the students about the relationship between ethics and religion and education</p> <p>A4- Introducing the student to the ethics called for by the Holy Qur'an.</p> <p>A5- The student's knowledge of the moral models presented by the Holy Qur'an in its verses</p> <p>A6-</p>
<p>B . Skills objectives of the course</p> <p>B1- Refining the learner's psyche and insightful of virtuous morals so that he can have them.</p> <p>B2- The learner's acquisition of the ethics of the teaching profession in schools</p> <p>B3- Recommending the learner's psyche by informing him of bad morals to avoid them.</p> <p>B4-</p>
Teaching and learning methods
<p>Lecture Method</p> <p>Story Method</p> <p>Discussion Method</p>
Evaluation methods
<ul style="list-style-type: none"> - Daily Oral Testing - Monthly and Final Written Exam - Observation and evaluation of learner behavior
<p>C. Emotional and Value Goals</p> <p>A1- Improving students' morals and informing them of good and bad morals</p> <p>C2. Increasing students' self-confidence as qualified professors to carry out their educational duties</p> <p>C3- Preparing students psychologically, educationally, and morally for the teaching profession in secondary schools</p>
Teaching and learning methods

Lecture Method Story Method Discussion Method
Evaluation methods
<ul style="list-style-type: none"> - Daily Oral Testing - Monthly and Final Written Exam - Observation and evaluation of learner behavior
<p>d. General and qualifying skills transferred (other skills related to employability and personal development).</p> <p>D1- The skill of remembering according to the student's mentality</p> <p>D2- The skill of dealing with good manners towards others</p> <p>D3- The skill of positive moral influence on students</p>

11.Course Structure

Evaluation Method	Method of education	Unit Name/Topic	Required Learning Outcomes	Hours	The week
Oral and Written Testing	Lecture	Definition of Ethics		2	1
Oral and Written Testing	Lecture	The Source of Morals		2	2
Oral and Written Testing	Lecture and Discussion	The Importance of Ethics		2	3
Oral and Written Testing	Lecture	The Relationship between Ethics and Education		2	4
Oral and Written Testing	Lecture	The Relationship between Ethics and Religion		2	5

Oral and Written Testing	Lecture	The relationship between morality and the soul and its powers		2	6
Oral and Written Testing	Lecture	Morality Changeability		2	7
Oral and Written Testing	Lecture and Discussion	Characteristics of Qur'anic Ethics		2	8
Oral and Written Testing and Behavior Assessment	discussion	An Analytical Study of Ethics in Surat Al-Noor		2	9
Oral and Written Testing and Behavior Assessment	Story	Ethics among the Prophets (Prophet Joseph as a Model)		2	10
Oral and Written Testing	Lecture	The Prophet 6 is a good role model		2	11
Oral and Written Testing	Story	Examples of the morals of the House :		2	12
Oral and Written Testing and Behavior Assessment	Story	Examples of the Ethics of the Companions and the Righteous		2	13
Oral and Written Testing	Story	Examples of the Ethics of Scholars		2	14


12. Infrastructure

1- Required Textbooks	Ethics of the Ahl al-Bayt: Muhammad Mahdi Al-Sadr Spiritual Education: Mr. Kamal Al-Haidari
-----------------------	--

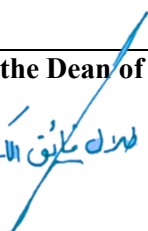
	<p>Ethics is the Title of Faith and the Basis of Progress: Mr. Muhammad Taqi Al-Madrasi</p> <p>Ethics in the Qur'an: Sheikh Nasser Makarem Shirazi</p> <p>Ethics Order: Muhammad Abdullah Daraz</p>
2- Key Reference(s)	Revival of Religious Sciences: Abu Hamid Al-Ghazali
1) Recommended Books and References (Scientific Journals, Reports,)	<p>Mosque of Happiness: Sheikh Al-Naraq</p> <p>Moral Virtues: Sheikh Tabarsi</p>
2) Electronic References, Websites	<p>Thought Library Website</p> <p>The website of the Imam Commander of the Believers Library on Telegram</p> <p>The website of the Hawzawi student library on Telegram</p> <p>Tasnim Library for Picture Books on Telegram</p>

13. Course Development Plan (Suggested Vocabulary)

Approval of the Head of the Department


د. ۳ مستطير شکر خضر

Approval of the Dean of the College


د. محمد بن علی النعمانی



Faculty of Islamic Sciences/ Warith Al-Anbiya University

Course Description Template

The course description provides a summary of the most important characteristics of the course and the learning outcomes expected of the student to achieve, demonstrating whether they have made the most of the available learning opportunities. It should be linked to the description of the program.

1. College	Islamic Sciences
2. Scientific Department	Quranic Sciences
3. Teaching Name	Assist.Lect . Asaad Badri Aziz
4. Stage	Second in the morning - two in the evening
5. Course Name/Code	Foundations of education
6. Semester/Year	Second 2024-2025
7. Number of Hours (Total)	2 Hours
8. Date of this description	2/ 2/ 2025
9. Course Objectives	
<p>A- The foundations of education aim to help the student about self-actualization to the point where the student can look at himself and be satisfied with what he is looking at. Therefore, the purpose of counseling is self-direction, i.e., to achieve the individual's ability to direct his life by</p>	

himself, intelligently, insightfully, and efficiently within the limits of social norms.

The student should be familiar with the concept of the foundations of education and his areas of interest and study.

The student should identify the meaning of educational goals, classify them and convert them into educational goals.

The student should understand the meaning of memory, its nature, and its role in teaching.

The student should learn about the importance of motivation in the field of the foundations of education.

To get to know the student understands the meaning of the concept and its relationship to scientific thinking and creative thinking

The student should be familiar with the meaning of feedback, its types and importance for the teacher.

The student should be familiar with the theories of education and their educational applications.

The student should understand the factors affecting learning.

The student should be familiar with the skills and habits and how to acquire them and benefit from them in learning.

10. Contributing to building a healthy personality

A. Cognitive Objectives

A1- Developing the student's information in education

A2- Increasing the student's ability to become familiar with the topics of the foundations of education and their relationship to Quranic studies

A3- Creating a spirit of cognitive interaction in revealing the importance of counseling as the main starting point for solving all students' problems.

A4- The foundations of education provide its subject that is directly related to the Holy Qur'an.

A5- Identifying the areas of cognitive interdependence between the foundations of education and the Holy Qur'an.

6 - Proving the knowledge link between the foundations of education and other sciences.

7- Explaining the relationship based on the scientific field in the need of science for educational guidance.

B. Skills objectives of the course

10. General and Qualifying Skills Transferred (Other Skills Related to Employability and Personal Development).

D1- Encouraging students to deal with various educational materials in the light of appropriate technical and technical skills.

D2- Developing students' abilities to analyze the educational content to identify thinking skills and problem-solving skills.

D3- Developing students' abilities to design presentations for thinking skills.

D4- Ability to produce certain means of teaching thinking skills in English.

D5. The ability to evaluate the processes presented to the students.

Teaching and learning methods

Lecture, discussion, brainstorming and the method of groups

1- There is no optimal way to teach, but rather to combine the various and different teaching methods to create an integrated whole, we start with the lecture method, then the discussion, then the question, the answer and brainstorming, and the goal of these methods is to develop the thinking skill and increase the self-confidence of the students and..... The use of the teaching method depends on the age stage as well as the study material.

Evaluation methods

- 1- Daily Preparation**
- 2- Rapid Test (COZ).**
- 3- Monthly Exam**
- 4- Tide Test**

C. Emotional and Value Goals

ACHIEVING PERSONAL COMPATIBILITY (I.E. SELF-SATISFACTION AND SATISFYING NEEDS AND MOTIVATIONS)

SOCIAL COMPATIBILITY (I.E., COMPATIBILITY WITH OTHERS, HARMONY WITH THEM, ADHERENCE TO THE STANDARDS OF SOCIETY, COMPLIANCE WITH THE RULES OF SOCIAL CONTROL, VALUES AND CUSTOMS).

AS WELL AS PROFESSIONAL COMPATIBILITY (I.E., CHOOSING THE RIGHT PROFESSION, TRAINING IN IT, AND FEELING ACCOMPLISHED, SATISFIED AND SUCCESSFUL).

AS WELL AS EDUCATIONAL COMPATIBILITY (I.E., CHOOSING THE CURRICULUM IN THE LIGHT OF THE INDIVIDUAL'S ABILITIES AND TENDENCIES AND EXERTING THE MAXIMUM POSSIBLE EFFORT TO ACHIEVE ACADEMIC SUCCESS).

d. General and qualifying skills transferred (other skills related to employability and personal development).

D1- Finding the relationship between guidance and the Holy Qur'an.

11.Course Structure

Evaluation Method	Method of education	Unit Name/Topic	Required Learning Outcomes	Hours	The week
and Daily monthly exam, class activity and final exam	(Lecture, discussion, groups, brainstorming)	The Concept of Islamic Education in	Understanding the Meaning of Islamic Education	2	1

		Language and Terminology			
and Daily monthly ,exam class activity and final exam	(Lecture, discussion, groups, brainstorming)	A brief overview of the foundations of education in ancient philosophies, religions and the Islamic religion.	The student should be able to know philosophies.	2	2
and Daily monthly ,exam class activity and final exam	(Lecture, discussion, groups, brainstorming)	The most important foundations and foundations of Islamic education	Identify the most important foundations of education	2	3
and Daily monthly ,exam class activity and final exam	(Lecture, discussion, groups, brainstorming)	Objectives of General and Private Islamic Education	=	2	4

and Daily monthly ,exam class activity and final exam	(Lecture, discussion, groups, brainstorming)	Qualities of a successful breeder and breeding factors: genetics, environment,	Identifying the qualities of a successful breeder	2	5
and Daily monthly ,exam class activity and final exam	(Lecture, discussion, groups, brainstorming)	The importance of the family, its duties, functions, the responsibility of the father and the responsibility of the mother	Recognizing the importance and role of the family	2	6
and Daily monthly ,exam class activity and final exam	(Lecture, discussion, groups, brainstorming)	The Family in the Modern Era, Advantages, Disadvantages,	Learn the meaning of the concept and creative and scientific thinking	2	7
and Daily monthly	(Lecture, discussion	The school, its importance in	Learn the meaning of	2	8

,exam class activity and final exam	n, groups, brainstor ming)	the Islamic perspective	feedback for the purpose of solving problems facing students		
and Daily monthly ,exam class activity and final exam	(Lecture, discussio n, groups, brainstor ming)	Monthly exam	Understanding Theories of Education	2	9
,Daily Monthly and Activity Testing	(Lecture, discussio n, groups, brainstor ming)	Review	Identify factors that influence learning	2	10
=	,Lecture) discussion ,groups , brainstor (ming	Seminar	Mastering the scientific material and linking it to the sciences of the Holy Quran for the purpose of solving the	2	-11

			problems facing students		
=	,Lecture) discussion ,groups , brainstor (ming	Seminar	Mastering the scientific material and linking it to the sciences of the Holy Quran for the purpose of solving the problems facing students	2	-12

12.Infrastructure	
1- Required Textbooks	Foundations of Education Dr. Mohsen Ali Attia Foundations of Education Dr. Ali Al-Qaimi Educational Thought in Islam: A Balancing Study, Sheikh Baqir Sharif Al-Qurashi. Education in Islam, Sheikh Murtada Al-Mutahhari.
2- Key Reference(s)	Foundations of General Education Attia Khalil Attia

1) Recommended Books and References (Scientific Journals, Reports,	Foundations of Education Mostafa Mahmoud Thinking Without Limits
2) ,Electronic References Websites	3) https://www.noor-book.com/

Approval of the Head of the Department

د. م. شكري خضر

Approval of the Dean of the College

د. هادي مكيون الساملي



Faculty of Islamic Sciences/ Warith Al-Anbiya University

Course Description Template

The course description provides a summary of the most important course characteristics and the learning outcomes expected of the student to achieve, demonstrating whether they have made the most of the available learning opportunities. It should be linked to the description of the program.

1. College	College of Islamic Sciences
2. Scientific Department	Quranic Sciences
3. Teaching Name	Prof. Dr. Saleh Majeed Ali Al-Khazraji
4. Stage	The first
5. Course Name/Code	General Arabic
6. Semester / Year	Second 2024/2025
7. Number of Hours (Total)	30
8. Date of this description	24/2/2025
9. Course Objectives	
1. Introduce students to the importance of morphology.	
2. Expanding students' perceptions and enriching them with information.	
3. Building a generation characterized by knowledge and adherence to the Book of God Almighty.	

10. Course Outputs and Methods of Teaching, Learning and Assessment
<p>A. Cognitive Objectives</p> <p>A1- Enabling students to adjust the basic rules in the Arabic language (grammar).</p> <p>A2- The student should be familiar with the importance of morphology.</p> <p>A3- The student should distinguish between grammar and morphology.</p> <p>A4- The student should be familiar with books related to morphology.</p> <p>A5-</p> <p>A6-</p>
<p>B . Skills objectives of the course</p> <p>B1 – Testing the student's knowledge of morphology through researches related to science.</p> <p>B2 – Developing a sound linguistic and grammatical sense and linguistic taste that enables them to judge texts.</p> <p>B3 – Distinguished students give a lecture in front of the students in some lessons.</p> <p>B4- The student should apply some rules of exchange to certain poetic models.</p>
Teaching and learning methods
<p>Standard method (lectures).</p> <p>Electronic lectures.</p> <p>Conducting special oral and written tests.</p>
Evaluation methods
Assessment through daily exams and class discussions
<p>C. Emotional and Value Goals</p> <p>A1- Increasing students' awareness of the importance of exchange rules.</p> <p>A2- Knowledge of the aesthetics of the Arabic language.</p> <p>A3- Knowledge of the methods and structures of the Arabic language.</p>
Teaching and learning methods
Using traditional and modern methods to try to understand students' ideas through emotional and value goals in the field of specialization.

Brainstorming method.
Method of Lecture and Discussion.

Evaluation methods

Through daily oral exams, daily written exams, as well as monthly exams

d. General and qualifying skills transferred (other skills related to employability and personal development).

D1- The ability to correct linguistic phrases.

D2- Acquiring knowledge of the characteristics and rules of morphology.

D3- General and Qualifying Skills Transferred (Other Skills Related to Employability and Personal Development).

11. Course Structure

Evaluation Method	Method of education	Unit Name/Topic	Required Learning Outcomes	Hours	The week
Written and oral test	Lecture and screen presentation	General Arabic	The importance of the Arabic language and its relationship with the Holy Qur'an	2	The first
Written and oral test	Lecture and screen presentation	General Arabic	The Emergence of Morphology	2	Second
Written and oral test	Lecture and screen presentation	General Arabic	Definition of morphology in terms of language and terminology	2	Third
Written and oral test	Lecture and screen presentation	General Arabic	The Morphological Balance and What It Eats	2	Fourth

Written and oral test	Lecture and screen presentation	General Arabic	Morphology: Arabized nouns and extreme verbs	2	V
Written and oral test	Lecture and screen presentation	General Arabic	Weights of the abstract triple verb and the weight of the abstract quadrilateral verb	2	Sixth
Written and oral test	Lecture and screen presentation	General Arabic	Verb divisions in terms of tense, past participle signs, present tense, and imperative	2	Seventh
Written and oral test	Lecture and screen presentation	General Arabic	The correct and sick verb and the sections of the sick verb	2	Eighth
Written and oral test	Lecture and screen presentation	General Arabic	The noun of the verb in terms of its pronunciation	2	Ninth
Written and oral test	Lecture and screen presentation	General Arabic	General Review	2	X
	Lecture and screen presentation	General Arabic	Final Exam	2	Eleventh

12. Infrastructure

1- Required Textbooks	Ibn Aqeel's explanation of Ibn Malik's millennium
2- Key Reference(s)	Ibn Hisham's explanation of Ibn Malik's millennium
1) Recommended Books and References (Scientific Journals, Reports,)	Arabic Lessons Collector Mustafa Al-Ghalayini
2) Electronic References, Websites	The Taste of Custom in the Art of Morphology

13. Course Development Plan (Suggested Vocabulary)

Training students to speak the classical language and repeat morphological lessons in front of their colleagues

Approval of the Head of the Department

د. ٣ مستطر شكر خضر

Approval of the Dean of the College

د. فهد مطلق السالم



College of Islamic Sciences/ Warith Al-Anbiya University

Course Description Template

The course description provides a summary of the most important course characteristics and the learning outcomes expected of the student to achieve, demonstrating whether they have made the most of the available learning opportunities. It should be linked to the description of the program.

1. College	College of Islamic Sciences
2. Scientific Department	Department of Quranic Sciences
3. Teaching Name	Lect. Dr. Aksim Ahmed Fayyad
4. Stage	First (Morning & Evening)
5. Course Name/Code	Grammar
6. Semester / Year	Second
7. Number of hours (total) per semester	45
8. Date of this description	10/1/2025
9. Course Objectives:	
1- Building a generation of pioneers of knowledge and science to avoid melody and the integrity of the tongue from mistakes.	
2- Learn the basics of the Arabic language, expand students' perceptions and enrich their knowledge.	
3- Introducing students to the most important ancient sources of grammar.	
4- Educate students and enable them to read and write properly in a way that qualifies them to work in their certificates in the future.	

10. Course Outcomes and Methods of Teaching, Learning and Assessment:
<p>A- Cognitive Objectives: Enable students to become familiar with a set of rules of spelling, grammar and morphology:</p> <p>A1- Enhancing spelling, and knowing the positions of the primary, intermediate, and extreme Hamza.</p> <p>A2- Definition of literal conjunctions, specialized noun conjunctions, and non-competent nominal conjunctions. Definition of the superfluous adjective, which alludes to the adjective and (Al) predominance.</p> <p>A3- Definition of the beginner and the news, the cases of presenting the news and it is obligatory, and it is permissible, and when is it correct to start with the denial, and the cases of presenting the beginner and it is obligatory and delayed, and the copies of the sentence of the beginner and the news and its sisters, and the omission of the complete and the significance of the beginning and its sisters.</p> <p>A4- Definition of the verb, the divisions of the verb, the conjugation of the verbs, and their attribution to the pronouns, and the chapters of the verb.</p> <p>A5- Definition of the passive verb, the necessary and transitive verb and the sources of the verbs, the definition of substitution, spatial inversion, and the weights of verbs.</p> <p>A6- Linking the previous grammar lessons with examples from the Holy Qur'an.</p>
<p>B . Skills Objectives of the Course:</p> <p>B1 - Enabling the student to know, write, pronounce and employ the syntactic positions correctly.</p> <p>B2 - Enabling students to identify the ancient sources of grammar and how to study them (Ibn Aqeel as a model)</p> <p>B3 - Enabling students to write scientific assignments, and the ability to explain lessons to primary and middle school students, and enhancing self-confidence.</p> <p>B4- Enabling students to employ grammar in understanding the meaning, especially the Qur'anic text.</p> <p>B5- Using more than one method in explaining lectures to qualify students and enable them to understand the curriculum</p>
Teaching and learning methods
<p>1- Lectures in the traditional way of explanation, and the use of a blackboard.</p> <p>2- Using e-learning means in explanation (PowerPoint) and displaying the lecture on the screen.</p>

<p>3- Applying the rules explained on the textbook in the explanation of Ibn Aqeel and promoting the Qur'anic examples.</p> <p>4- Engage students in the lesson and use group systems, brainstorming, and feedback to enhance understanding of the scientific material.</p> <p>5- Ask some students to explain an idea or issue within the topic of the lecture, and evaluate the answers from the students themselves in order to keep students attentive and enhance the topic and personality.</p> <p>6- Providing students with the lecture through the Moodle and Classroom program.</p>
Evaluation methods
<p>1- Daily oral tests.</p> <p>2- Monthly and quarterly written tests, by preparing meaningful questions that raise the expected scientific problems in the research. And using Google Form tests</p> <p>3- Observe students' performance by participating in class and answering questions.</p> <p>4- Observation of creative thinking and the ability to derive grammatical evidence in examples.</p>
<p>C. Emotional and Value Goals</p> <p>C1- Developing the faculty of dialogue, criticism and discussion among students</p> <p>C2- The student should go in search of grammatical topics according to his reception of the given lecture.</p> <p>C3- Introducing students to their social status and preparing them to be active in society</p> <p>A4- Voluntary response of the student in collecting some Quranic evidence to improve his level and the level of his peers in dealing with the Qur'anic text.</p>
Teaching and learning methods
Dialogue, criticism, discussion among students, self-assessment, workshops and seminars, and electronic presentation.
Evaluation methods
Daily oral tests, monthly written and electronic tests, seminars with students, and semester tests.

d. General and qualifying skills transferred (other skills related to employability and personal development).

D1- Encouraging how to manage time, as the education process is only the implementation of the prescribed curriculum at a specific time.

D2- Providing students with the ability to read and write correctly, especially investing information in dealing with the Qur'anic text.

D3- Encouraging the exchange of understanding and information among students by urging them to review the lesson in the form of specific groups.

D4. Commitment to professional ethics and introducing it in a way that qualifies students to carry out their educational duty in the best possible way.

11. Course Structure

Evaluation Method	Method of education	Unit Name/Topic	Required Learning Outcomes	Hours	The week
Feedback on some of the demands of the previous stage, miscellaneous questions	Lecture Explanation and Class Discussions Presentation Debates Electronic	Craft Connectors	Enhanced Spelling The Concept of Literal Connectors, Their Sections and Locations	3	The first
Direct Questions, Classroom Assignments	Explanation, application and interrogation, online presentation	Nominal Connectors	Nominal Connectors (Competent and Non-Specialized)	3	Second
Questions based on analysis and synthesis	Explanation and Application Direct Questions Online Presentation	Types (Al)	(Al) Knowledge - (Al) Superfluous - (Al) (Al) for allusion - (Al) for predominance	3	Third
Miscellaneous Questions Brainstorm	Explanation and Application Debates	The Beginner and the News 1	The concept of the beginner - the concept of	3	Fourth

	Online Presentation		the news - the types of news and the beginner - the cases of presenting the news to the beginner and it is obligatory and permissible		
Miscellaneous Questions Classroom assignments	Classroom discussions, debates and electronic presentation	The Beginner and the News 2	When is it correct to start with a denial - cases of presenting the news to the beginner and it is obligatory and delayed?	3	V
Direct Questions Short Quizzes	Explanation and Application Direct Questions Online Presentation	Nominal sentence copiers (beginner and news)	Definition of the meaning of abrogation and what are abrogations	3	Sixth
Brainstorm classroom exams	Classroom discussions, debates and electronic presentation	Kan and her sisters (effective minus) 1	The Concept, Types, Significance and Expression of Missing Verbs	3	Seventh
Analysis-based and composition-based questions, classroom assignments	Explanation and Application Direct Questions Online Presentation	Kan and her sisters 2	When to delete was, when to be complete	3	Eighth

Explanation and Application Online Presentation	Explanation and Application Direct Questions Online Presentation	Verbs and their Sections	The concept of the verb and its divisions And the Doors of Action	3	Ninth
Brainstorming Exams Classroom Assignments	Explanation and Application, Electronic Presentation	The verb, its conjugation, and its attribution to pronouns	Verb conjugation Attribution of Verbs to Pronouns	3	X
Miscellaneous Questions Classroom Testing Applications	Explanation and Application Online Presentation	Muthanna and what follows	Definition of Muthanna, its pronunciation mark, and what follows it	3	Eleventh
Explanation and Application Online Presentation	Explanation and application of debates and electronic presentation	Passive Verb	The construction of the verb for the unknown, its concept and its expressions	3	Twelfth
Analysis-based and composition-based questions, classroom assignments	Explanation and Application Direct Questions Online Presentation	The necessary and transgressive action Sources of Verbs	The concept of the necessary action The concept of the transgressive act and the sign of each of them Source concept and types	3	Thirteenth
Miscellaneous Questions Brainstorm	Direct Questions, Explanations and Presentations	Substitution Spatial Heart	The concept of substitution and its states The concept of the spatial heart	3	Fourteenth

			and its positions		
Direct Questions Short Quizzes	Explanation and Application Direct Questions Online Presentation	Verb Weights	How to weigh the verb and how to get to its original letters	3	Fifteenth

12. Infrastructure

1- Required Textbooks	Vocabulary of the curriculum
2- Key Reference(s)	(Explanation of Ibn Aqeel)(Explanation of Ibn al-Nazim)
1) Recommended Books and References (Scientific Journals, Reports,)	Adequate Grammar Dr. Abbas Hassan - Meanings of Grammar - Dr. Fadel Al-Samarrai Polite in morphology
2) Electronic References, Websites	The Comprehensive Library, Scientific Researcher's Website, Ahl al-Bayt Library

13. Course Development Plan (Suggested Vocabulary)

Strengthening the spelling aspect because there is a scientific gap in this regard
Increasing the number of hours of the grammar course.

Approval of the Head of the Department

د. مظهر شكري خضير

Approval of the Dean of the College

د. هادي جليلي



College of Islamic Sciences/ Warith Al-Anbiya University

Course Description Template

The course description provides a summary of the most important course characteristics and the learning outcomes expected of the student to achieve, demonstrating whether they have made the most of the available learning opportunities. It should be linked to the description of the program.

1. College	College of Islamic Sciences
2. Scientific Department	Department of Quranic Sciences
3. Teaching Name	Lect. Dr. Aksim Ahmed Fayyad
4. Stage	First (Morning & Evening)
5. Course Name/Code	Grammar
6. Semester / Year	The first
7. Number of hours (total) per semester	45
8. Date of this description	17/9/2024
9. Course Objectives:	
1- Building a generation of pioneers of knowledge and science to avoid melody and the integrity of the tongue from mistakes.	
2- Learn the basics of the Arabic language, expand students' perceptions and enrich their knowledge.	
3- Introducing students to the most important ancient sources of grammar.	
4- Educate students and enable them to read and write properly in a way that qualifies them to work in their certificates in the future.	

<p>10. Course Outcomes and Methods of Teaching, Learning and Assessment:</p>
<p>A- Cognitive Objectives: Enable students to become familiar with a set of rules of spelling, grammar and morphology:</p> <p>A1- Enhancing spelling, and knowing the positions of the primary, intermediate, and extreme Hamza.</p> <p>A2- Introducing the parts of speech in Arabic, what are the signs of the noun, the signs of the verb, the signs of the letter and its types, and the types of noun.</p> <p>A3- Definition of the six names in their number and how to pronounce them, and the conditions for expressing the six names in letters, connected nouns, and sign nouns.</p> <p>A4- Definition of pronouns and their types, knowledge and their types, the expressed and the constructed, the muthanna and its expression, and the appendix to it, and the plural of the masculine and the appended to it.</p> <p>A5- Definition of morphology, its meaning, subject, usefulness, and relationship to grammar, and definition of morphological balance and additional letters.</p> <p>A6- Linking the previous grammar lessons with examples from the Holy Qur'an.</p>
<p>B . Skills Objectives of the Course:</p> <p>B1 - Enabling the student to know, write, pronounce and employ the syntactic positions correctly.</p> <p>B2 - Enabling students to identify the ancient sources of grammar and how to study them (Ibn Aqeel as a model)</p> <p>B3 - Enabling students to write scientific assignments, and the ability to explain lessons to primary and middle school students, and enhancing self-confidence.</p> <p>B4- Enabling students to employ grammar in understanding the meaning, especially the Qur'anic text.</p> <p>B5- Using more than one method in explaining lectures to qualify students and enable them to understand the curriculum</p>
<p>Teaching and learning methods</p>
<p>1- Lectures in the traditional way of explanation, and the use of a blackboard.</p> <p>2- Using e-learning means in explanation (PowerPoint) and displaying the lecture on the screen.</p> <p>3- Applying the rules explained on the textbook in the explanation of Ibn Aqeel and promoting the Qur'anic examples.</p>

<p>4- Engage students in the lesson and use the group system and brainstorm to enhance the understanding of the scientific material.</p> <p>5- Ask some students to explain an idea or issue within the topic of the lecture, and evaluate the answers from the students themselves in order to keep students attentive and enhance the topic and personality.</p> <p>6- Providing students with the lecture through the Moodle program.</p>
Evaluation methods
<p>1- Daily oral tests.</p> <p>2- Monthly and quarterly written tests, by preparing meaningful questions that raise the expected scientific problems in the research.</p> <p>3- Observe students' performance by participating in class and answering questions.</p> <p>4- Observation of creative thinking and the ability to derive grammatical evidence in examples.</p>
<p>C. Emotional and Value Goals</p> <p>C1- Developing the faculty of dialogue, criticism and discussion among students</p> <p>C2- The student should go in search of grammatical topics according to his reception of the given lecture.</p> <p>C3- Introducing students to their social status and preparing them to be active in society</p> <p>A4- Voluntary response of the student in collecting some Quranic evidence to improve his level and the level of his peers in dealing with the Qur'anic text.</p>
Teaching and learning methods
Dialogue, criticism, discussion among students, self-assessment, workshops and seminars, and electronic presentation.
Evaluation methods
Daily oral tests, monthly written tests, seminars with students, and semester tests.
<p>d. General and qualifying skills transferred (other skills related to employability and personal development).</p> <p>D1- Encouraging how to manage time, as the education process is only the implementation of the prescribed curriculum at a specific time.</p> <p>D2- Providing students with the ability to read and write correctly, especially investing information in dealing with the Qur'anic text.</p>

D3- Encouraging the exchange of understanding and information among students by urging them to review the lesson in the form of specific groups.
D4. Commitment to professional ethics and introducing it in a way that qualifies students to carry out their educational duty in the best possible way.

11. Course Structure

Evaluation Method	Method of education	Unit Name/Topic	Required Learning Outcomes	Hours	The week
Feedback on some of the demands of the previous stage, miscellaneous questions	Lecture Explanation and Class Discussions Presentation Debates Electronic	Speech and what it consists of	Enhanced Spelling Dividing speech into noun, verb and letter	6	The first
Direct Questions, Classroom Assignments	Explanation, application and interrogation, online presentation	Noun, verb and letter signs	Introduction to noun, verb and letter signs	6	Second
Questions based on analysis and synthesis	Explanation and Application Direct Questions Online Presentation	Types of Noon in Arabic	Nun al-Niswa, Nun al-Affirmation, Nun al-Muslim, Nun al-Muthanna	6	Third
Miscellaneous Questions Brainstorm	Explanation and Application Debates Online Presentation	The Six Names	The Six Names, Their Number and Mode of Expression, Conditions for Expressing Them in Letters, and Their Composition and Addition	6	Fourth

Miscellaneous Questions Classroom assignments	Classroom discussions, debates and electronic presentation	Knowledge and Types	Types of Defined Names	6	V
Direct Questions Short Quizzes	Explanation and Application Direct Questions Online Presentation	Connected Names	Types and Expressions	6	Sixth
Brainstorm classroom exams	Classroom discussions, debates and electronic presentation	Signal Names	Types and Expressions	6	Seventh
Analysis-based and composition-based questions, classroom assignments	Explanation and Application Direct Questions Online Presentation	Pronouns and their Types (1)	Separate pronouns are pronouns in the place of lifting, erecting, and dragging.	6	Eighth
Explanation and Application Online Presentation	Explanation and Application Direct Questions Online Presentation	Pronouns and their Types (2)	Connected pronouns are pronouns in the place of lifting, erecting, and dragging.	6	Ninth
Brainstorming Exams Classroom Assignments	Explanation and Application, Electronic Presentation	Arabized and built	Explanation of the Arabized and the Constructed, the Signs of Construction and Expression, the Explanation	6	X

			of the Constructed and Arabized Verb, and the Constructed and Arabized Noun		
Miscellaneous Questions Classroom Testing Applications	Explanation and Application Online Presentatio n	Muthanna and what follows	Definition of Muthanna, its pronunciation mark, and what follows it	6	Eleventh
Explanation and Application Online Presentation	Explanation and application of debates and electronic presentatio n	The plural of the masculine and what follows it	Definition of the masculine plural and its expression mark	6	Twelfth
Analysis- based and composition -based questions, classroom assignments	Explanation and Application Direct Questions Online Presentatio n	Meaning of morphology	The Meaning, Usefulness and Subject of Morphology	6	Thirteenth
Miscellaneous Questions Brainstorm	Direct Questions, Explanations and Presentations	The relationship between morphology and grammar	Explaining the relationship between morphology and grammar	6	Fourteenth
Direct Questions Short Quizzes	Explanation and Application Direct Questions Online Presentatio n	Abstract and more	Morphological Balance and Extra Letters	6	Fifteenth


12. Infrastructure

1- Required Textbooks	Vocabulary of the curriculum
2- Key Reference(s)	(Explanation of Ibn Aqeel)(Explanation of Ibn al-Nazim)
1) Recommended Books and References (Scientific Journals, Reports,)	Adequate Grammar Dr. Abbas Hassan - Meanings of Grammar - Dr. Fadel Al-Samarrai Polite in morphology
2) Electronic References, Websites	The Comprehensive Library, Scientific Researcher's Website, Ahl al-Bayt Library

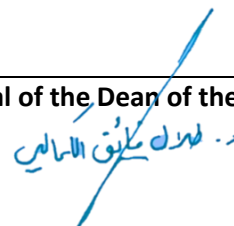
13. Course Development Plan (Suggested Vocabulary)

Strengthening the spelling aspect because there is a scientific gap in this regard
Increasing the number of hours of the grammar course.

Approval of the Head of the Department


د. مستطير شكر خضر

Approval of the Dean of the College


د. فهد بن علي النور



Faculty of Islamic Sciences/ Warith Al-Anbiya University

Course Description Template

The course description provides a summary of the most important course characteristics and the learning outcomes expected of the student to achieve, demonstrating whether they have made the most of the available learning opportunities. It should be linked to the description of the program.

1. College	Faculty of Islamic Sciences
2. Scientific Department	Department of Quranic Sciences
3. Teaching Name	Assist.Lect. Noor Al-Huda Omran Mohammed
4. Stage	The first
5. Course Name/Code	History of the Qur'an
6. Semester / Year	First Semester \ 2024
7. Number of Hours (Total)	60 Hours
8. Date of this description	22\9\2024
9. Course Objectives	
<ul style="list-style-type: none"> The student will be introduced to the history of the Qur'an and its relationship with other Qur'anic sciences Singing the students with the prescribed information about the history of the Qur'an So that the student can know the beginnings of the revelation of the Qur'an and how it was written down and reached us The student should know the importance of the history of the Qur'an for Islamic sciences. 	

10. Course Outputs and Methods of Teaching, Learning and Assessment

A. Cognitive Objectives

A1. The student should be familiar with the sciences of the Qur'an and the history of the Qur'an and the relationship between them.

A2- The student should understand the definition of revelation in all its details.

A3- The student should understand the history of the revelation of the Qur'an and the importance of the reasons for the revelation and its secrets.

A4- The student should know how the Holy Quran was collected and written down.

A5- The student should stand on the order of the surahs and Quranic verses

A6- The student should stand on the integrity of the Qur'an from distortion and the development of Qur'anic drawing and Qur'anic readings.

B . Skills objectives of the course

B1 - The student was able to defend the Holy Quran

B2 - The student should be able to respond to suspicions

B3 - Increasing the students' knowledge and the sciences of the Qur'an related to its historical dimension

B4-

Teaching and learning methods

Presentation, Presentation and Discussion by Topic

Evaluation methods

1- Oral Exam

2- Written Exam

3- Homework

4- Report

5- Questions during the lecture

6- Participation of students for 5 minutes in the role of teacher

C. Emotional and Value Goals

A1- Increasing students' self-confidence by increasing their knowledge of the Holy Quran

C2- Breaking the barrier of fear and preparing students to be qualified for education and teaching

A3- Increasing students' awareness of their faith towards the Book of Allah Almighty and increasing their adherence to the Book of Allah Almighty

Teaching and learning methods

Pen

Chalkboard

Short Clips & Illustrations

Smart Display

Evaluation methods

Oral Exam

Written Exam

Homework

Report

Questions during the lecture

Participation of students for 5 minutes in the role of teacher

d. General and qualifying skills transferred (other skills related to employability and personal development).

D1. Thinking skills according to the student's ability

D2. Critical Thinking Strategy in Education

D3-Remembering skills according to the student's mental preparations

11. Course Structure

Evaluation Method	Method of education	Unit Name/Topic	Required Learning Outcomes	Hours	The week
Evaluation Method	Method of education	Definition of the Qur'an and the Phenomenon of Revelation	Knowledge Objectives	4	1

Feedback on the demands of the previous stage	Lecture and Presentation	The phenomenon of revelation and the images of revelation	Knowledge Objectives	4	2
Text Apps	Lecture and interrogation	Sponsorship of the Revelation of the Prophet	Knowledge Objectives	4	3
Text Apps	Lecture and Presentation	Doubts about the Revelation and the response to them	Knowledge Objectives	4	4
Feedback	Lecture and interrogation	The revelation of the Holy Quran	Knowledge Objectives	4	5
Text Apps	Lecture and interrogation	Mecca and civil science	Knowledge Objectives	4	6
Text Apps	Lecture and Presentation	Collecting and Writing the Holy Quran	Knowledge Objectives	4	7
Feedback	Lecture and interrogation	The safety of the Qur'an from distortion	Knowledge Objectives	4	8
Text Apps	Lecture and Presentation	The Order of Surahs and Qur'anic Verses	Knowledge Objectives	4	9
Text Apps	Lecture and interrogation	Quranic Readings Drawing Quranic	Knowledge Objectives	4	10

Feedback on the demands of the previous stage	Lecture and interrogation	Translation of the Holy Quran	Knowledge Objectives	4	11


12. Infrastructure

1- Required Textbooks	<p>Quranic Sciences by Sayyid Muhammad Baqir Al-Hakim</p> <p>History of the Qur'an by Dr. Muhammad Hussein Al-Saghir</p> <p>Summary of Quranic Sciences by Dr. Dawood Al-Attar</p> <p>The statement in the interpretation of the Qur'an by Al-Sayyid Al-Khoei</p>
2- Key Reference(s)	<p>The proof in the sciences of the Qur'an by Al-Zarkashi</p> <p>Mastery in the sciences of the Qur'an by Al-Suyuti</p> <p>The statement in the interpretation of the Qur'an by Al-Sayyid Al-Khoei</p>
1) Recommended Books and References (Scientific Journals, Reports,)	
2) Electronic References, Websites	Ahl al-Bayt Online Library, Comprehensive Library

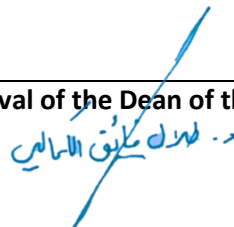
13. Course Development Plan (Suggested Vocabulary)

- Stages of Writing the Noble Qur'an

Approval of the Head of the Department


د. منظر شکر خضر

Approval of the Dean of the College


د. محمد باقر السامري



Course Description Template

The course description provides a summary of the most important course characteristics and the learning outcomes expected of the student to achieve, demonstrating whether they have made the most of the available learning opportunities. It should be linked to the description of the program.

1. College	Islamic Sciences
2. Scientific Department	Quranic Sciences
3. Teaching Name	Assist. Dr. Ali Rahman Waheed Al-Musawi
4. Stage	The first
5. Course Name/Code	Human rights
6. Semester / Year	Second
7. Number of Hours (Total)	30 hours
8. Date of this description	30/12/2025
9. Course Objectives	
1- Defines the basic concepts and terms in the subject of human rights	
2- Explains the historical stages of human rights and the extent of their development	
3- Distinguishes between rights and freedoms and the importance of each	
4- Analyzes the most important historical stages of human rights and the extent of their development	

10. Course Outputs and Methods of Teaching, Learning and Assessment

<p>A. Cognitive Objectives</p> <ol style="list-style-type: none"> 1. Define the basic concepts and terms in the human rights course 2. Explain the historical stages of human rights and the extent of their development 3. Distinguish between rights and freedoms and the importance of each of them. 4. Analyzes the most important historical stages of human rights and the extent of the development.
<p>B . Skills objectives of the course</p> <ol style="list-style-type: none"> 1- Prepares systematic scientific research in the field of human rights 2- Provides oral and written scientific presentations on human rights topics 3- distinguishes between human rights in terms of theorizing them and applying them on the other hand in accordance with Islamic Sharia 4- Actively participates in scientific and societal discussions on human rights issues and their applications.
Teaching and learning methods
<ol style="list-style-type: none"> 1. Using interactive lectures to present theoretical concepts in the human rights subject with involvement of students with discussion and motivational questions. 2. Promote collaborative learning through group projects or structured interpretive discussions, to develop dialogue and teamwork skills. 3. Conduct discussions based on Quranic values. 4. Encourage self-reflection by writing personal reflections that link what the student has learned to behavior or attitudes in life. 5. Guiding students to read and analyze basic sources from human rights books within assignments enhance deep understanding
Evaluation methods
-
<p>C. Emotional and Value Goals</p> <ol style="list-style-type: none"> 1- It embodies the moral values derived from the concept of public freedoms in Islam and the avoidance of wrong practices , their consequences, and how to avoid them. 2- The plurality and difference in scientific opinions within the vocabulary and topics of the human rights subject in all its branches and uses shall be respected. 3- Contributes to community and cultural activities that establish a culture of human rights 4- Self-criticism and reflection are practiced in the light of human rights concepts and their practical applications.
Teaching and learning methods

Evaluation methods
-
d. General and qualifying skills transferred (other skills related to employability and personal development).

11. Infrastructure

Evaluation Method	Method of education	Unit Name/Topic	Required Learning Outcomes	Hours	The week
Oral questions	Interactive Lecture	An introduction to the study of rights and freedoms and the presentation of the subject vocabulary to students and the study plan in order to commit to its implementation	View the study program	2	1
Oral questions and editorial	Interactive Lecture	The concept of human rights	Introduction to the concept and types of human rights and their areas of application	2	2
Oral questions	Interactive Lecture and Brainstorming	Importance and Characteristics of Human Rights	Characteristics and Types of Human Rights	2	3
Oral questions	Interactive Lecture	The Historical Development of Human Rights.	Pursuing the Historical Roots of Human Rights	2	4

Oral and Written Questions	Interactive Lecture & Online Presentation	The Origins and Origins of Human Rights	Human Rights in Antiquity	2	5
Oral questions	Interactive Lecture	Human Rights in Ancient Civilizations	Human Rights in Antiquity	2	6
Oral questions	Interactive Lecture	Human Rights in the Middle Ages		2	7
Oral questions	Interactive Lecture and Collaborative Learning	Human Rights in Divine Laws and Religions	Human Rights and Their Religious Significance	2	8
Oral and Written Questions	Interactive Lecture	The most important human rights stipulated by the laws (Quran and Sunnah), governments and organizations		2	9
Oral questions	Interactive Lecture and One Minute Strategy	Human Rights in Islam		2	10
Oral questions	Interactive Lecture	Human Rights in the Biography of the Prophet and According to the Perspective of Imam Ali (AS)		2	11
Oral questions	Interactive Lecture	Explanation and clarification of the most important concepts addressed in the message of rights of Imam al-		2	12

		Sajjad (peace be upon him)			
Oral questions	Interactive Lecture and Numbered Heads Strategy	Animal Rights in Islamic Law		2	13
Oral questions	Interactive Lecture	Universal Declaration of Human Rights	Introducing the Universal Declaration of Human Rights and its Importance	2	14
Written test 12.	Interactive Lecture	Governmental and non-governmental human rights organizations and bodies	International Institutions and Their Importance in the Defense of Human Rights	2	15

A group of lectures prepared by the professor of the subject	1- Required Textbooks
1- Human Rights/ Hafez Alwan Hamadi Al-Dulaimi 2- Universal Human Rights between Theory and Practice / Jack Donnelly 3- Human Rights, Children and Democracy/ Maher Saleh Allawi Al-Jubouri and Others	2- Key Reference(s)
1- The life of Imam Zayn al-Abidin (peace be upon him) - study and analysis / the scholar Sayyid Baqir Sharif al-Qurashi. 2- The Philosophy of Human Rights/ Ansam Amer Al-Sudani 3- Human Rights in the Western Religious Heritage and Isla Muhammad Jalaa Idris and Amal Mohamed Abdel Rahman Rabie.	1) Recommended Books and References (Scientific Journals, Reports,)
:United Nations website - -https://www.un.org/ar/globalrights-issues/human Office of the High Commissioner for Human Rights - : (OHCHR) website -hr.org/ar/hrhttps://www.ohc_bodies/hrc/home	2) Electronic References, Websites

<p>:Amnesty International website- https://www.amnesty.org /</p> <p>:UNICEF website- https://www.unicef.org/ar /</p> <p>:ICRC website - are-we-https://www.icrc.org/ar/who</p>	
13. Course Development Plan (Suggested Vocabulary)	

Approval of the Head of the Department

د. ٣ منتظر شكر خضر

Approval of the Dean of the College

د. محمد طارق السامري



Course Description Template

The course description provides a summary of the most important course characteristics and the learning outcomes expected of the student to achieve, demonstrating whether they have made the most of the available learning opportunities. It should be linked to the description of the program.

1. College	Islamic Sciences
2. Scientific Department	Quranic Sciences
3. Teaching Name	Assist.lect. Noor Al-Huda Omran Mohammed
4. Stage	The first
5. Course Name/Code	Introduction to the Science of Interpretation
6. Semester / Year	Second / 2024-2025
7. Number of Hours (Total)	30
8. Date of this description	2024-2025
9. Course Objectives	
	Students are introduced to the science of interpretation and its methods
	Expanding students' perceptions and enriching them with information
	Building a generation characterized by knowledge and adherence to the Book of Allah Almighty

10. Course Outputs and Methods of Teaching, Learning and Assessment

<p>A. Cognitive Objectives</p> <p>A1- The student should be familiar with the meanings of interpretation and interpretation</p> <p>A2- The student should be familiar with the sciences that the interpreter needs</p> <p>A3- The student should stand on the importance of the science of interpretation</p> <p>A4- The student should be familiar with the etiquette of interpretation</p> <p>A5- The student should stand on the sections of interpretation according to the scholars</p> <p>A6- The student should be aware of the origin and development of the science of interpretation in different stages of time.</p>
<p>B . Skills objectives of the course</p> <p>B1 - Increasing the student's knowledge of the science of interpretation</p> <p>B2 – Providing the student with knowledge of the matters that should be available to those who interpret the Book of Allah Almighty</p>
Teaching and learning methods
<ul style="list-style-type: none"> - Lecture - Discussion of the most important points in it - Conducting oral and written tests
Evaluation methods
Through daily oral exams and daily written exams, as well as monthly and final exams
<p>C. Emotional and Value Goals</p> <p>A1- Breaking the barrier of fear and preparing students to be qualified for education and teaching</p> <p>A2- Increasing students' awareness of their faith towards the Book of Allah Almighty</p> <p>A3- Increasing students' confidence in themselves and their religion by increasing their knowledge of the Holy Qur'an.</p>
Teaching and learning methods
<p>1- Brainstorming Method</p> <p>2- Lecture and Discussion Method</p>
Evaluation methods
Through daily oral exams and daily written exams, as well as monthly and final exams
<p>d . General and qualifying skills transferred (other skills related to employability and personal development).</p> <p>D1- Thinking skills and their development in the student</p> <p>D2- Remembering skills and developing them in the student</p> <p>D3- Critical Thinking Strategy in Education</p>
11. Course Structure

Evaluation Method	Method of education	Unit Name / Topic	Required Learning Outcomes	Hours	The week
Written and oral test	Lecture	The importance of exegesis and the need for it		2	1
Written and oral test	Lecture	Definition of Interpretation and Interpretation		2	2
Written and oral test	Lecture	The difference between interpretation and interpretation and the opinions of scholars in them		2	3
Written and oral test	Lecture	The Historical Roots of the Emergence of Exegesis		2	4
Written and oral test	Lecture	Etiquette of Interpretation		2	5
Written and oral test	Lecture	The sciences that the interpreter needs		2	6
Written and oral test	Lecture	Methods of interpretation and scholars' opinions on them		2	7
Written and oral test	Lecture	Sections of Interpretation		2	8
Written and oral test	Lecture	Directions of Interpretation		2	9

12. Infrastructure

1- Required Textbooks	<ul style="list-style-type: none"> - The proof in the sciences of the Qur'an by Al-Zarkashi - The sciences of the Qur'an by Sayyid Muhammad Baqir al-Hakim - The statement in the interpretation of the Qur'an by Al-Sayyid Al-Khoei - Mastery in the sciences of the Qur'an by Al-Suyuti
2- Key Reference(s)	<ul style="list-style-type: none"> - The proof in the sciences of the Qur'an by Al-Zarkashi - The statement in the interpretation of the Qur'an by Al-Sayyid Al-Khoei - The sciences of the Qur'an by Sayyid Muhammad Baqir al-Hakim - General Principles of Interpretation d. Mohammed Hussein Al-Saghir
1) Recommended Books and References (Scientific Journals, Reports,)	<ul style="list-style-type: none"> - The sciences of the Qur'an by Sayyid Muhammad Baqir al-Hakim - General Principles of Interpretation Dr. Muhammad Hussein Al-Saghir - General Principles of the Study of the Qur'an and its Interpretation - Culture Center Muhammad Mustafavi

	<ul style="list-style-type: none"> - Interpretive Approaches and Trends in the Noble Qur'an An Analytical Study - Research Report of Sheikh Ali Hassoun Al-Ristamawi - Islamic Interpretation and its Methods Dr. Sheikh Ali Jaber
2) Electronic References, Websites	<ul style="list-style-type: none"> - Books Library of Thought - Najaf Library My Electronic Library on Telegram - Tasneem e-library on Telegram
13. Course Development Plan (Suggested Vocabulary) Introduction to the Interpretation of the Balance Interpretation of Surah Al-Nour according to Allamah Tabataba'i	

Approval of the Head of the Department

د. ٣ مستطشكرهضر

Approval of the Dean of the College

د. لعل مللق الامالى



Faculty of Islamic Sciences/ Warith Al-Anbiya University

Course Description Template

The course description provides a summary of the most important course characteristics and the learning outcomes expected of the student to achieve, demonstrating whether they have made the most of the available learning opportunities. It should be linked to the description of the program.

1. College	Islamic Sciences
2. Scientific Department	Quranic Sciences
3. Teaching Name	Dr. Montazer Shukr Khader Al-Bayati
4. Stage	The first
5. Course Name/Code	Recitation and memorization
6. Semester / Year	First 2024-2025
Number of Hours .7 (Total)	45
Date of this description .8	08/10/2024

9. Course Objectives

Intermediate Objective: To provide the student with the concept of recitation and memorization and what is related to it in the recitation and memorization of the Holy Qur'an.

A- Cognitive Objectives: At the end of the semester, the student should be able to:

- A1- Explains the concept of the Qur'an and its status with the Prophet and the Ahl al-Bayt (peace be upon them).
- A2- Extracts examples from hadiths about the status of the Holy Qur'an among the Ahl al-Bayt (peace be upon them).
- A3- Compare the prostrations of the Qur'an.

<p>A5- Analyzes the recitation of Qur'anic verses.</p> <p>A7- The first half of part 30 should be memorized.</p>
<p>B . Skills objectives of the course</p> <p>At the end of the semester, the student must be able to:</p> <p>B1 – He applies what he learned about the status of the Qur'an among the Ahl al-Bayt (peace be upon them) in his life.</p> <p>B2 - Corrects his mistakes in applying some of the rulings of Tajweed during his recitation.</p>
<p>C. Emotional and Value Goals</p> <p>At the end of the semester, the student must be able to:</p> <p>C1. He shall be committed to applying the provisions of the recitation.</p> <p>A2- Evaluates the performance of the recitation of others.</p>

10. Course Outputs and Methods of Teaching, Learning and Assessment
Teaching and learning methods
<p>Blended learning with interactive methods</p> <p>Lecture or Lecture</p> <p>Collaborative Learning</p> <p>Problem solving</p> <p>Peer Learning</p> <p>Dialogue and discussion</p> <p>Active Learning</p> <p>Self-paced learning</p> <p>Using Skinner's theory of reinforcement</p>
Evaluation methods
<p>Evaluation Methods:</p> <p>Questions – Observation – Communication – Tests – Activities – Tasks (Physical and Electronic)</p> <p>How to Evaluate :</p> <p>Tribal Calendar - Formative Calendar Final Calendar</p> <p>Divisions of Grades:</p> <p>10 Grades: Classroom Activity</p>

15 marks: First month exam
 15 marks: Second month exam
 60 marks: Final exam

Educational Methods and Techniques:

Whiteboard – Calculator – Listening to Audio Models
 PowerPoint presentation slides
 Electronic Wall

Presentation Program

Moodle - Google Classroom - google form – edpuzzle

d. General and qualifying skills transferred (other skills related to employability and personal development).

D1- Recognizing memory and how information is transferred from temporary memory to long memory

D2- Identify how to retrieve information from memory and recall it

D3- Identifying how to pronounce the letters correctly in the recitation of the Holy Qur'an

11. Course Structure

Evaluation Method	Method of education	Unit Name/Topic	Required Learning Outcomes	Hours	The week
Exam and Classroom Activity	Theoretic al and practical	A General Lecture on the Rulings of Recitation	The student learns about the rulings of recitation	3	1
Exam and Classroom Activity	Theoretic al and practical	The Concept of the Qur'an	The student learns about the concept of the Qur'an	3	2
Exam and Classroom Activity	Theoretic al and practical	The virtue of reciting and learning the Qur'an	The student learns about the virtue of reciting and	3	3

			learning the Qur'an		
Exam and Classroom Activity	Theoretical and practical	The Shari'a on ruling learning Tajweed	The student learns about the Shari'a ruling for learning Tajweed	3	4
	practical	First Month Exam		3	5
Exam and Classroom Activity	Theoretical and practical	Etiquette and Recommended Acts of Reciting the Qur'an	The student learns about the etiquette and desirable manners of reciting the Qur'an	3	6
Exam and Classroom Activity	Theoretical and practical	Prostration of recitation	The student learns about the prostration of recitation	3	7
Exam and Classroom Activity	Theoretical and practical	The concept of recitation, intonation and recitation	The student is introduced to the concept of recitation, intonation and chanting	3	8
Exam and Classroom Activity	Theoretical and practical	Reading mats	The student learns about the reading levels	3	9
	practical	Second Month Exam		3	10
Exam and Classroom Activity	Theoretical and practical	The Clear Melody and the Hidden Melody	The student learns about the clear melody and the hidden melody	3	11

Exam and Classroom Activity	Theoretic al and practical	Rulings on and Bismala	The student learns about the rulings of Isti'az and Basmala	3	12
Exam and Classroom Activity	Theoretic al and practical	The Origin of Tajweed and its development	The student learns about the origin of the science of Tajweed and its development	3	13
		The most important works of the science of Tajweed	The student learns about the most important works of Tajweed	3	14
		Practical applications for memorizing the Holy Quran		3	15

12. Infrastructure


1- Required Textbooks	Private Lectures - The Holy Quran
2- Key Reference(s)	<ul style="list-style-type: none"> ◦ Rulings on Reading the Noble Qur'an, Mahmoud Khalil Al-Hosari. ◦ Introduction to the Science of Tajweed - Muhammad bin Muhammad bin Al-Jazari ◦ The science of Tajweed of the Qur'an, Muhammad Hashem al-Burhani. ◦ The Science of Tajweed: Theoretical Rulings and Applied Observations - Yahya Abdul Razzaq Al-Ghouthani

1) Recommended Books and References (Scientific Journals, Reports,)	<ul style="list-style-type: none"> ◦ Tajweed illustrated by Hafs, Ayman Rushdi Sweid ◦ Common mistakes in reciting the Qur'an on the narration of Hafs from Asim ibn Abi al-Nujood - Abd al-Rahman Itani ◦ The Goal of the Disciple in the Science of Tajweed - Atiyah Qabil Nasr
2) ,Electronic References Websites	https://shiavoice.com/ https://surahquran.com/

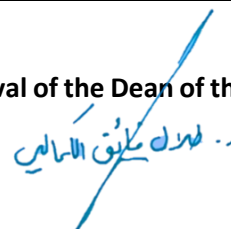
13. Course Development Plan (Suggested Vocabulary)

Cognitive Psychology – Memory and Memorization

Approval of the Head of the Department


د. منظر شكر خضر

Approval of the Dean of the College


د. محمد عيسى السامرائي



Faculty of Islamic Sciences/ Warith Al-Anbiya University

Course Description Template

The course description provides a summary of the most important course characteristics and the learning outcomes expected of the student to achieve, demonstrating whether they have made the most of the available learning opportunities. It should be linked to the description of the program.

1. College	Islamic Sciences
2. Scientific Department	Quranic Sciences
3. Teaching Name	Dr. Montazer Shukr Khader Al-Bayati
4. Stage	The first
5. Course Name/Code	Recitation and memorization
6. Semester / Year	Second 2024-2025
7. Number of Hours (Total)	45
8. Date of this description	22/01/2025

9. Course Objectives

Intermediate Objective: To provide the student with the concept of recitation and memorization and what is related to it in the recitation and memorization of the Holy Qur'an.

10. Course Outputs and Methods of Teaching, Learning and Assessment

A. Cognitive Objectives: At the end of the semester, the student should be able to:

A1- Defines the exits of the letters and their titles.

A2- Explains the way in which the linguistic voice and the vocal system occur in humans.

A3- Extracts the qualities of Arabic letters.

A4- The ruling on merging and merging are compared.

A5- The rule distinguishes the integration of homogeneous and the integration of convergent ones.

A6- The second half of Part 30 is memorized.

B . Skills objectives of the course

At the end of the semester, the student must be able to:

B1 – The rules of Tajweed are applied in all the Qur'an.

B2 - Corrects errors in the application of the rules of Tajweed

B3 – The second half of part 30 should be read from memorization

C. Emotional and Value Goals

At the end of the semester, the student must be able to:

A1- He is committed to reading the Qur'an proficiently.

A2- Evaluate his recitation and the recitation of others according to what he has learned in this semester.

Teaching and learning methods

- Blended learning with interactive methods
- Lecture or Lecture
- Collaborative Learning
- Problem solving
- Peer Learning
- Dialogue and discussion
- Active Learning
- Self-paced learning
- Using Skinner's theory of reinforcement

Evaluation methods

Evaluation:

Questions – Observation – Communication – Tests – Activities – Tasks (Physical and Electronic)

How to Evaluate :

Tribal Calendar - Formative Calendar Final Calendar

Divisions of Grades:

10 Grades: Classroom Activity

15 marks: First month exam

15 marks: Second month exam

60 marks: Final exam

Educational Methods and Techniques:

Whiteboard – Calculator – Listening to Audio Models

PowerPoint presentation slides

Electronic Wall

Presentation Program

Moodle - Google Classroom - google form – edpuzzle

d . General and qualifying skills transferred (other skills related to employability and personal development).

D1- Recognizing memory and how information is transferred from temporary memory to long memory

D2- Identify how to retrieve information from memory and recall it

D3- Identifying how to pronounce the letters correctly in the recitation of the Holy Qur'an

11. Course Structure

Evaluation Method	Method of education	Unit Name / Topic	Required Learning Outcomes	Hours	The week
-------------------	---------------------	-------------------	----------------------------	-------	----------

Exam and Classroom Activity	Theoretical and practical	Letters exits and their titles,	The student will learn about the exits of letters and their titles.	3	1
Exam and Classroom Activity	Theoretical and practical	=	=	3	2
Exam and Classroom Activity	Theoretical and practical	=	=	3	3
Exam and Classroom Activity	Theoretical and practical	=	=	3	4
Exam and Classroom Activity	Theoretical and practical	The way the linguistic sound occurs,	The student learns about the way the linguistic sound occurs	3	5
		First Month Exam		3	6
Exam and Classroom Activity	Theoretical and practical	The human vocal system,	The student will get to know the human vocal system,	3	7
Exam and Classroom Activity	Theoretical and practical	Characteristics of Arabic letters,	The student will be familiar with the qualities of the Arabic letters.	3	8
Exam and Classroom Activity	Theoretical and practical	Qualities that have an opposite,	The student will be identified with qualities that have a negative value,	3	9
Exam and Classroom Activity	Theoretical and practical	Qualities that have no opposite,	The student recognizes qualities that have no opposite,	3	10

		Second Month Exam		3	11
Exam and Classroom Activity	Theoretical and practical	Integration	The student learns about the integration	3	12
Exam and Classroom Activity	Theoretical and practical	Integration of symmetricals,	The student learns about the integration of homologous,	3	13
Exam and Classroom Activity	Theoretical and practical	Integration of homogeneous,	The student learns about the integration of homogenes,	3	14
Exam and Classroom Activity	Theoretical and practical	Convergent Integration	The student learns about the integration of convergent people	3	15

12. Infrastructure

1- Required Textbooks	Private Lectures - The Holy Quran
2- Key Reference(s)	<ul style="list-style-type: none"> ◦ Rulings on Reading the Noble Qur'an, Mahmoud Khalil Al-Hosari. ◦ Introduction to the Science of Tajweed - Muhammad bin Muhammad bin Al-Jazari ◦ The science of Tajweed of the Qur'an, Muhammad Hashem al-Burhani. ◦ The Science of Tajweed: Theoretical Rulings and Applied Observations - Yahya Abdul Razzaq Al-Ghouthani
1) Recommended Books and References (Scientific Journals, Reports,)	<ul style="list-style-type: none"> ◦ Tajweed illustrated by Hafs, Ayman Rushdi Sweid ◦ Common mistakes in reciting the Qur'an on the narration of Hafs from Asim ibn Abi al-Nujood - Abd al-Rahman Itani

	<ul style="list-style-type: none"> ◦ The Goal of the Disciple in the Science of Tajweed - Atiyah Qabil Nasr
,Electronic	References (2 Websites https://shiavoice.com/ https://surahquran.com/

13. Course Development Plan (Suggested Vocabulary)

Cognitive Psychology – Memory and Memorization

Approval of the Head of the Department

د. م. شكري خضير

Approval of the Dean of the College

د. محمد عليق السامري